




**Napoleon Fire and Rescue Department
2016 Annual Report**

Mission Statement:

The goal of the **Napoleon Fire-Rescue Department** is to provide the highest level of life and property safety possible, through the extension of: **public education, emergency medical, fire prevention and fire suppression** services in accordance with local and nationally accepted standards operating guidelines and procedures.

Fire Chief's Message



The City of Napoleon's Fire and Rescue Department (NFD) provides Fire and Emergency Medical Services to the residents of Napoleon as well as portions of Harrison, Freedom, Flatrock and Napoleon Townships. Our total contracted area encompasses approximately 53 square miles and provides service to roughly 11,750 people. Napoleon Fire and Rescue department is a combination department consisting of full-time and part-time employees. All full-time employees are fully trained Paramedics, Firefighters, Fire Inspectors, and Haz-Mat Technicians. Part-time employee training ranges from EMT to Paramedic and volunteer fire certification to level 2 firefighter certification. Napoleon Fire and Rescue members are required to maintain these certifications as part of their employment.

Napoleon Fire Department is the only full service Fire and EMS department in Henry County, protecting about 1/3 of the county population. The Department answered 1509 calls for service in 2016 and requested mutual aid response for only eleven (11) of those calls. The Department provided mutual aid and Special Team responses for twenty – seven (27).

The Napoleon Fire Department maintains an Insurance Service Office (ISO) rating of 4. We are the only department in Henry County that holds this rating. The department was re-evaluated this year and there was no change in the rating.

Napoleon Fire Department also provides Hazardous Materials, Water Rescue, and Confined Space, response and control services to Henry County and the surrounding areas. The department is part of a state wide emergency response system that allows us to call on other agencies in the system for assistance as well as provide assistance to those who call for our specialized skills.

There were many changes and upgrades throughout 2016. The Department was a recipient of two automatic CPR devices that were donated by local citizens for an estimated value of \$25,000. The Department was awarded \$239,000 grant for the build of a fire training facility.

Napoleon Fire department will continue to provide superb fire, EMS and rescue services in our region while containing operating costs.

Respectfully,

Clayton K. O'Brien
Fire Chief

Table of Contents

Mission Statement.....	2
Fire Chiefs Message.....	3
Table of Contents.....	4
Organization Chart.....	5-6
Incident Summary.....	7-17
Response Times.....	18-23
Fire Prevention.....	24-29
Training Summary.....	30--31
Public Education	32-34
Accomplished Goals.....	.35
Future Goals.....	.36

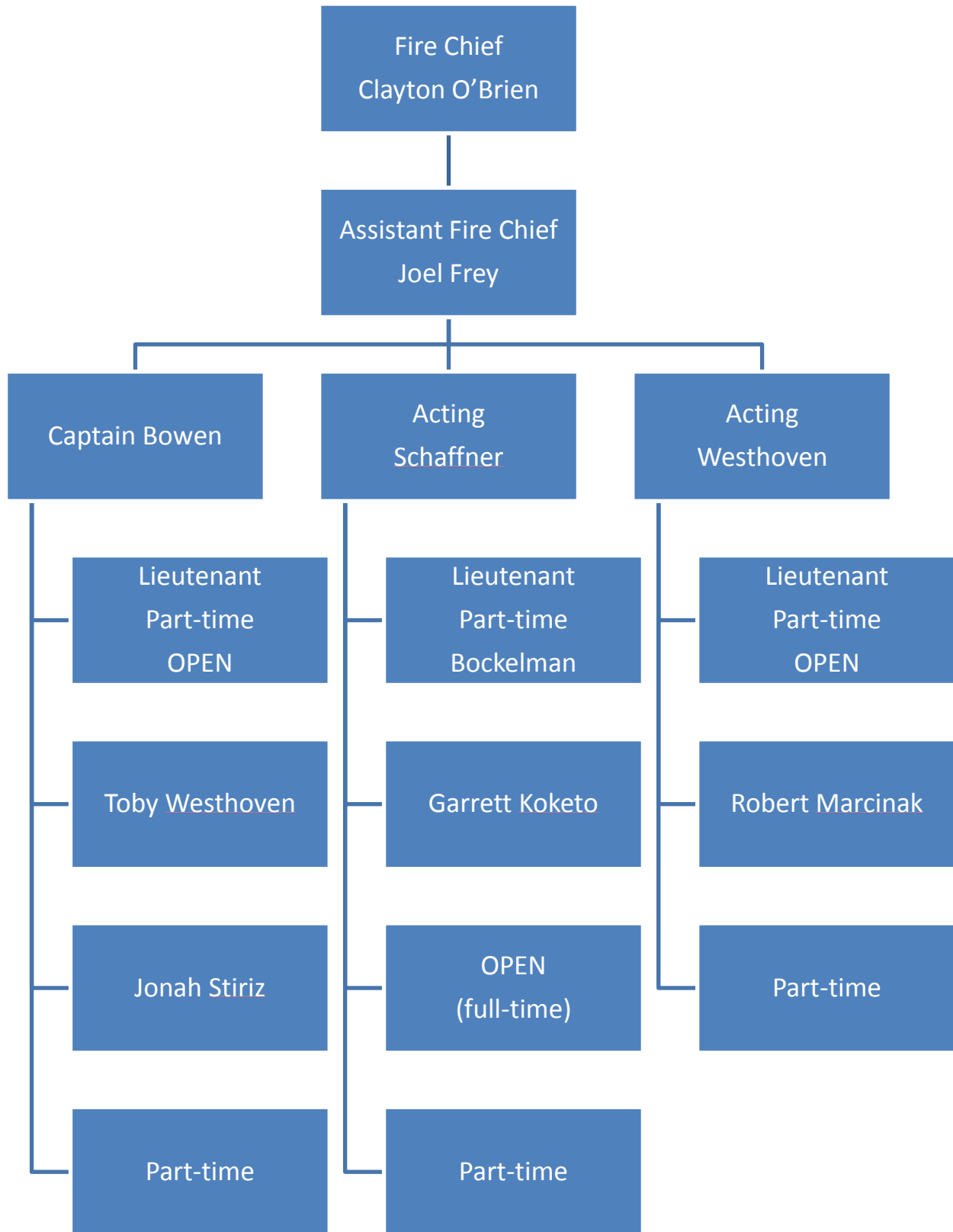


Napoleon Fire & Rescue's organizational chart consist of thirty-seven employees. These employees range from fire chief to firefighter and are either full-time or part-time. Napoleon Fire & Rescue is allotted up to 50 positions within its ranks. Currently 80% of the membership is part-time employees.

Tony Druhot (Assistant Chief) retired from the full-time staff. Tony served on the department for 25 years.

Napoleon Fire & Rescue recruited eight new part-time and three new full-time members in 2016.

There were two promotions in 2016. Joel Frey was promoted from Captain to Assistant Chief. David Bowen was promoted from firefighter to Captain.



Napoleon Fire Department

Napoleon, OH

This report was generated on 1/16/2017 1:09:42 PM



Incident Statistics

Start Date: 01/01/2016 | End Date: 12/31/2016

INCIDENT COUNT			
INCIDENT TYPE		# INCIDENTS	
EMS		1339	
FIRE		170	
TOTAL		1509	
TOTAL TRANSPORTS			
APPARATUS	# of APPARATUS TRANSPORTS	# of PATIENT TRANSPORTS	TOTAL # of PATIENT CONTACTS
801	181	181	200
802	182	181	204
804	771	769	971
807	0	0	1
811	0	0	8
SafeT	0	0	1
TOTAL	1134	1131	1385
PRE-INCIDENT VALUE		LOSSES	
\$636,790.00		\$231,850.00	
CO CHECKS			
424 - Carbon monoxide incident		3	
TOTAL		3	
MUTUAL AID			
Aid Type		Total	
Aid Given		27	
Aid Received		11	
OVERLAPPING CALLS			
# OVERLAPPING		% OVERLAPPING	
272		18.03	
LIGHTS AND SIREN - AVERAGE RESPONSE TIME (Dispatch to Arrival)			
Station	EMS	FIRE	
Station 800	0:04:40	0:07:57	
AVERAGE FOR ALL CALLS		0:05:09	
LIGHTS AND SIREN - AVERAGE TURNOUT TIME (Dispatch to Enroute)			
Station	EMS	FIRE	
Station 800	0:01:21	0:03:59	
AVERAGE FOR ALL CALLS		0:01:45	

Only Reviewed Incidents included. CO Checks only includes Incident Types: 424, 736 and 734. # Apparatus Transports = # of incidents where apparatus transported. # Patient Transports = # of PCR with disposition "Treated, Transported by EMS". # Patient Contacts = # of PCR contacted by apparatus.

AGENCY	AVERAGE TIME ON SCENE (MM:SS)
Napoleon Fire Department	23:50

Only Reviewed Incidents included. CO Checks only includes Incident Types: 424, 736 and 734. # Apparatus Transports = # of incidents where apparatus transported. # Patient Transports = # of PCR with disposition "Treated, Transported by EMS". # Patient Contacts = # of PCR contacted by apparatus.

Napoleon Fire Department

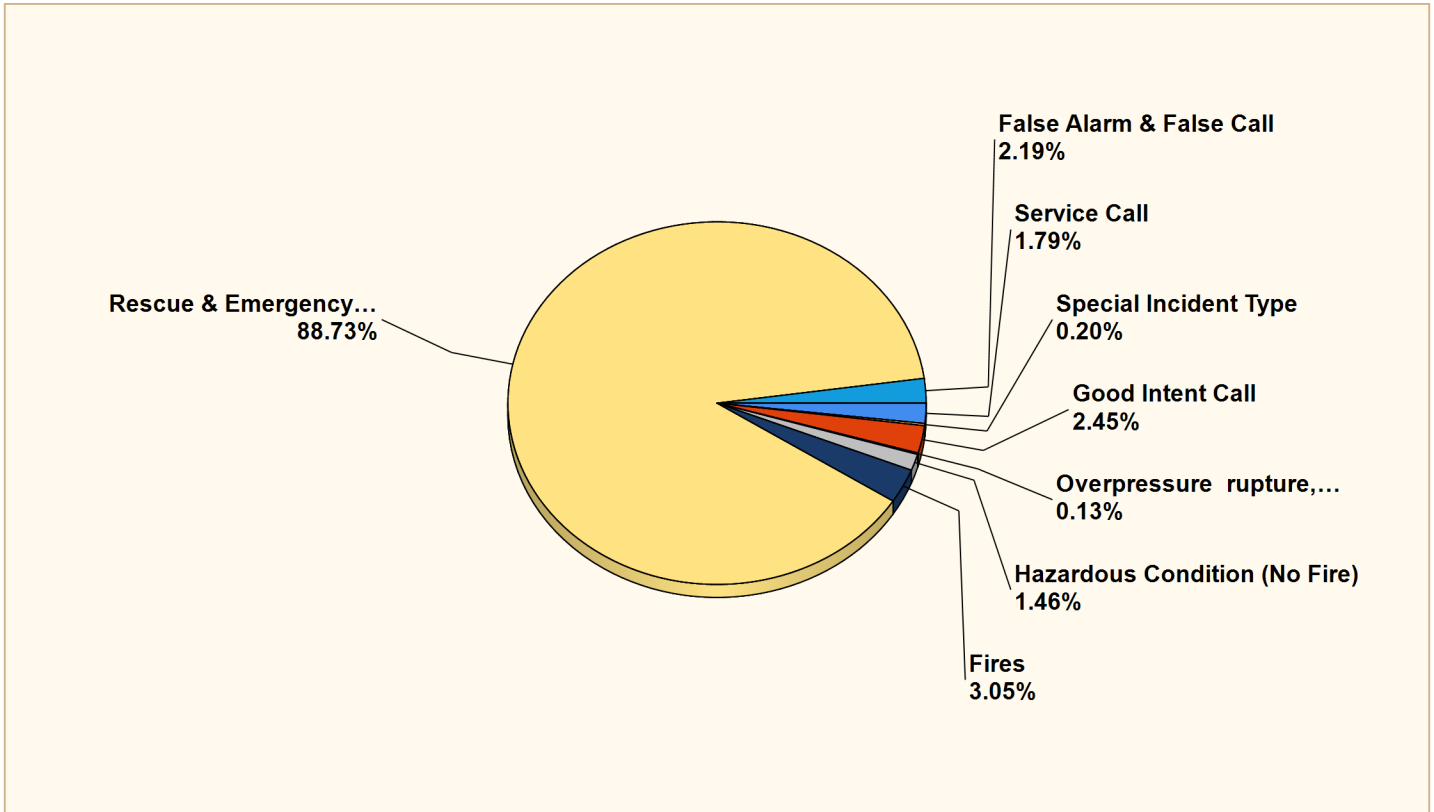
Napoleon, OH

This report was generated on 1/16/2017 1:12:37 PM



Breakdown by Major Incident Types for Date Range

Zone(s): All Zones | Start Date: 01/01/2016 | End Date: 12/31/2016



MAJOR INCIDENT TYPE	# INCIDENTS	% of TOTAL
Fires	46	3.05%
Overpressure rupture, explosion, overheating - no fire	2	0.13%
Rescue & Emergency Medical Service	1339	88.73%
Hazardous Condition (No Fire)	22	1.46%
Service Call	27	1.79%
Good Intent Call	37	2.45%
False Alarm & False Call	33	2.19%
Special Incident Type	3	0.20%
TOTAL	1509	100.00%

Only REVIEWED incidents included. Summary results for a major incident type are not displayed if the count is zero.

Detailed Breakdown by Incident Type

INCIDENT TYPE	# INCIDENTS	% of TOTAL
111 - Building fire	21	1.39%
113 - Cooking fire, confined to container	2	0.13%
118 - Trash or rubbish fire, contained	3	0.20%
130 - Mobile property (vehicle) fire, other	2	0.13%
131 - Passenger vehicle fire	2	0.13%
132 - Road freight or transport vehicle fire	3	0.20%
137 - Camper or recreational vehicle (RV) fire	1	0.07%
138 - Off-road vehicle or heavy equipment fire	1	0.07%
142 - Brush or brush-and-grass mixture fire	2	0.13%
143 - Grass fire	1	0.07%
150 - Outside rubbish fire, other	2	0.13%
151 - Outside rubbish, trash or waste fire	1	0.07%
160 - Special outside fire, other	4	0.27%
170 - Cultivated vegetation, crop fire, other	1	0.07%
200 - Overpressure rupture, explosion, overheat other	1	0.07%
220 - Overpressure rupture from air or gas, other	1	0.07%
300 - Rescue, EMS incident, other	45	2.98%
311 - Medical assist, assist EMS crew	5	0.33%
320 - Emergency medical service, other	180	11.93%
321 - EMS call, excluding vehicle accident with injury	1036	68.65%
322 - Motor vehicle accident with injuries	55	3.64%
323 - Motor vehicle/pedestrian accident (MV Ped)	4	0.27%
324 - Motor vehicle accident with no injuries.	14	0.93%
400 - Hazardous condition, other	2	0.13%
411 - Gasoline or other flammable liquid spill	2	0.13%
412 - Gas leak (natural gas or LPG)	8	0.53%
420 - Toxic condition, other	1	0.07%
421 - Chemical hazard (no spill or leak)	1	0.07%
424 - Carbon monoxide incident	3	0.20%
440 - Electrical wiring/equipment problem, other	2	0.13%
444 - Power line down	1	0.07%
445 - Arcing, shorted electrical equipment	1	0.07%
463 - Vehicle accident, general cleanup	1	0.07%
500 - Service Call, other	5	0.33%
512 - Ring or jewelry removal	1	0.07%
522 - Water or steam leak	1	0.07%
531 - Smoke or odor removal	3	0.20%
551 - Assist police or other governmental agency	5	0.33%
553 - Public service	2	0.13%
554 - Assist invalid	9	0.60%
571 - Cover assignment, standby, moveup	1	0.07%
600 - Good intent call, other	6	0.40%
611 - Dispatched & cancelled en route	22	1.46%
622 - No incident found on arrival at dispatch address	3	0.20%
631 - Authorized controlled burning	1	0.07%
651 - Smoke scare, odor of smoke	3	0.20%
671 - HazMat release investigation w/no HazMat	2	0.13%
700 - False alarm or false call, other	16	1.06%
710 - Malicious, mischievous false call, other	1	0.07%
730 - System malfunction, other	1	0.07%
733 - Smoke detector activation due to malfunction	6	0.40%
740 - Unintentional transmission of alarm, other	2	0.13%
741 - Sprinkler activation, no fire - unintentional	3	0.20%
743 - Smoke detector activation, no fire - unintentional	1	0.07%
744 - Detector activation, no fire - unintentional	1	0.07%

Only REVIEWED incidents included. Summary results for a major incident type are not displayed if the count is zero.

Detailed Breakdown by Incident Type

INCIDENT TYPE	# INCIDENTS	% of TOTAL
745 - Alarm system activation, no fire - unintentional	2	0.13%
900 - Special type of incident, other	2	0.13%
911 - Citizen complaint	1	0.07%
TOTAL INCIDENTS:	1509	100.00%

Only REVIEWED incidents included. Summary results for a major incident type are not displayed if the count is zero.

Napoleon Fire Department

Napoleon, OH

This report was generated on 1/16/2017 1:14:54 PM



Incident Count for All Call Statuses per ALL Actions Taken for Date Range

Start Date: 01/01/2016 | End Date: 12/31/2016

ACTION TAKEN	# INCIDENTS	PERCENTAGE
00 - Action taken, other	10	0.66%
10 - Fire control or extinguishment, other	20	1.32%
11 - Extinguishment by fire service personnel	14	0.92%
12 - Salvage & overhaul	9	0.59%
14 - Contain fire (wildland)	4	0.26%
15 - Confine fire (wildland)	1	0.07%
16 - Control fire (wildland)	3	0.2%
21 - Search	1	0.07%
23 - Extricate, disentangle	4	0.26%
30 - Emergency medical services, other	84	5.53%
31 - Provide first aid & check for injuries	82	5.4%
32 - Provide basic life support (BLS)	405	26.68%
33 - Provide advanced life support (ALS)	747	49.21%
34 - Transport person	989	65.15%
40 - Hazardous condition, other	4	0.26%
41 - Identify, analyze hazardous materials	2	0.13%
42 - HazMat detection, monitoring, sampling, & analysis	2	0.13%
43 - Hazardous materials spill control and confinement	6	0.4%
44 - Hazardous materials leak control & containment	1	0.07%
50 - Fires, rescues & hazardous conditions, other	1	0.07%
51 - Ventilate	8	0.53%
52 - Forcible entry	1	0.07%
54 - Determine if materials are non-hazardous	1	0.07%
55 - Establish safe area	4	0.26%
58 - Operate apparatus or vehicle	2	0.13%
60 - Systems and services, other	1	0.07%
62 - Restore sprinkler or fire protection system	2	0.13%
63 - Restore fire alarm system	3	0.2%
64 - Shut down system	5	0.33%

This report includes all Incomplete, Complete and Reviewed incidents, NOT just Reviewed Incidents.

ACTION TAKEN	# INCIDENTS	PERCENTAGE
65 - Secure property	5	0.33%
70 - Assistance, other	11	0.72%
71 - Assist physically disabled	19	1.25%
73 - Provide manpower	7	0.46%
74 - Provide apparatus	1	0.07%
75 - Provide equipment	3	0.2%
76 - Provide water	1	0.07%
77 - Control crowd	1	0.07%
78 - Control traffic	5	0.33%
81 - Incident command	13	0.86%
82 - Notify other agencies.	2	0.13%
83 - Provide information to public or media	1	0.07%
86 - Investigate	43	2.83%
87 - Investigate fire out on arrival	6	0.4%
91 - Fill-in or moveup	1	0.07%
92 - Standby	7	0.46%
93 - Cancelled en route	22	1.45%

TOTAL: 2564

This report includes all Incomplete, Complete and Reviewed incidents, NOT just Reviewed Incidents.



emergencyreporting.com

Doc Id: 1083

Page # 2

Napoleon Fire Department

Napoleon, OH

This report was generated on 1/16/2017 1:17:01 PM



Incident Count per User-Defined Fields for Date Range

Start Date: 01/01/2016 | End Date: 12/31/2016

ANSWERS	# INCIDENTS
USER-DEFINED FIELD: Copy of HIPPA info given to patient (Required)	
N/A	184
No	66
Yes	722

USER-DEFINED FIELD: Call Sequence (Required)	
1st Call	1139
2nd Call	102
3rd Call	9
NET-Non Emergency Transport	259

USER-DEFINED FIELD: HIPPA Form Signed (Required)	
N/A	192
No	54
Yes	726

USER-DEFINED FIELD: Responded From (Required)	
Hospital	13
On The Air	82
Other Scene	17
Other Undefined	1
Station	1396

USER-DEFINED FIELD: Total Hydrant Water Used	
0	452
01	1
100	1
1000	1
2000	1
2500 gallons	1

Only User-Defined values selected in the CUSTOM field of an incident Included.
Only REVIEWED incidents included in count.

ANSWERS	# INCIDENTS
3162	1
350	1
3500	1
4000	1
477	1
500	1
75,000	1
750	1
754	1
94400	1

Only User-Defined values selected in the CUSTOM field of an incident Included.
Only REVIEWED incidents included in count.

Napoleon Fire Department

Napoleon, OH

This report was generated on 1/16/2017 1:20:26 PM



Incident Count for Zone for Date Range

Zone: All Zones | Start Date: 01/01/2016 | End Date: 12/31/2016

ZONE	NUMBER OF CALLS
CITYN - City of Napoleon	1020
FLATWN - Flatrock Township	8
FRETWN - Freedom Township	4
HARTWN - Harison Township	47
LIBTWN - Liberty Township	6
NAPTWN - Napoleon Township	124
NET - Non Emergency Transport	283
Other - Other Zone Not Listed	7
RIDTWN - Ridgville Township	7
WASHTWP - Washington Township	3
TOTAL:	1509

Zone information is defined on the Basic Info 3 screen of an incident. This report counts each exposure. Only REVIEWED incidents included.

Napoleon Fire Department

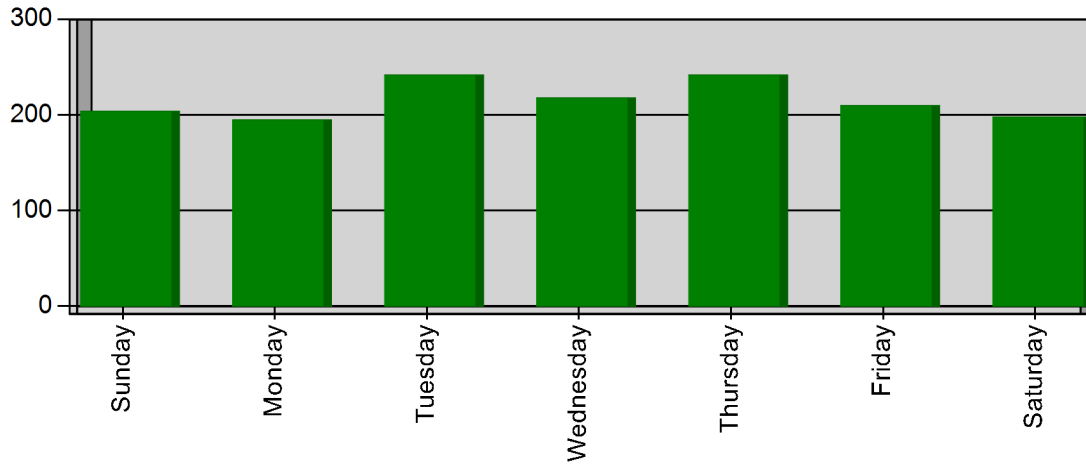
Napoleon, OH

This report was generated on 1/16/2017 1:21:34 PM



Incidents by Day of the Week for Date Range

Incident Range: 100 | Start Date: 01/01/2016 | End Date: 12/31/2016



DAY OF THE WEEK	# INCIDENTS
Sunday	204
Monday	195
Tuesday	242
Wednesday	218
Thursday	242
Friday	210
Saturday	198
TOTAL	1509



emergencyreporting.com

Doc Id: 1284

Page # 1

Napoleon Fire Department

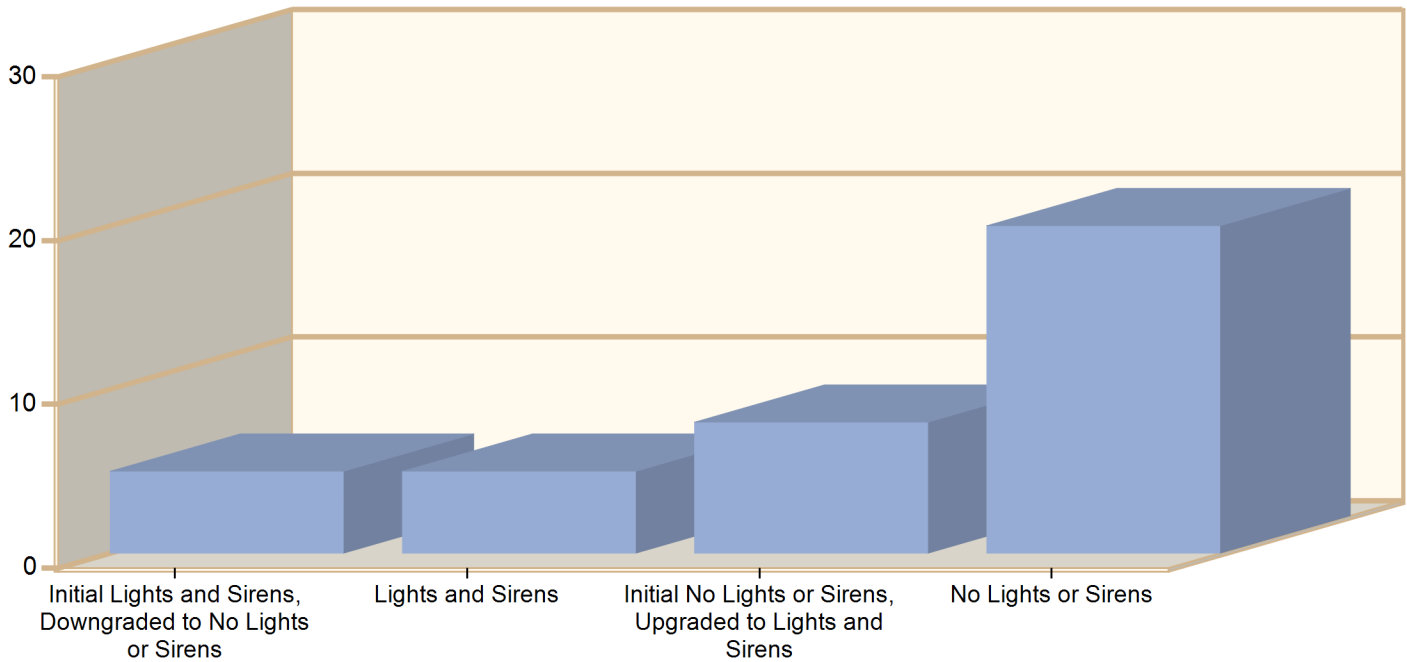
Napoleon, OH

This report was generated on 1/16/2017 1:30:14 PM



Average Response Time per Response Mode for Station for Date Range

Station: All Stations | Start Date: 01/01/2016 | End Date: 12/31/2016



RESPONSE MODE	NUMBER of APPARATUS	AVERAGE RESPONSE TIME in MM:SS (Dispatch to Arrived)
Initial Lights and Sirens, Downgraded to No Lights or Sirens	1	5:00
Lights and Sirens	1718	5:09
Initial No Lights or Sirens, Upgraded to Lights and Sirens	3	8:00
No Lights or Sirens	432	20:03
Total:	2154	8:09

Only REVIEWED incidents included

Napoleon Fire Department

Napoleon, OH

This report was generated on 1/16/2017 2:30:56 PM



Average Turnout Time (Dispatch to Enroute) per Apparatus for Date Range

Start Date: 01/01/2016 | End Date: 12/31/2016

APPARATUS	TURNOUT TIME (min) (Dispatch to Enroute)
800A	18:12
800B	97:00
801	12:59
802	10:11
804	1:28
805	9:49
806	2:13
807	1:22
808	7:40
809	6:39
810	1:54
811	2:55
813	9:30
SafeT	0:00
AVERAGE TURNOUT TIME:	12:59

Report calculates the average time difference between DISPATCH and ENROUTE for each apparatus. Only Incidents where ENROUTE time is provided are included.



emergencyreporting.com

Doc Id: 681

Page # 1

Napoleon Fire Department

Napoleon, OH

This report was generated on 1/16/2017 5:40:55 PM



Average Turnout Time for Apparatus per Incident Type for Date Range

Apparatus: All Apparatus | Start Date: 01/01/2016 | End Date: 12/31/2016

INCIDENT TYPE	NUMBER OCCURANCE	TURNOUT TIME MM:SS (Dispatch to Enroute)
Apparatus : 800A		
111 - Building fire	2	42:00
130 - Mobile property (vehicle) fire, other	1	5:00
320 - Emergency medical service, other	1	1:00
321 - EMS call, excluding vehicle accident with injury	1	1:00
Apparatus : 800B		
111 - Building fire	1	97:00
Apparatus : 801		
111 - Building fire	1	0:00
300 - Rescue, EMS incident, other	20	14:30
311 - Medical assist, assist EMS crew	1	14:00
320 - Emergency medical service, other	80	19:59
321 - EMS call, excluding vehicle accident with injury	94	8:19
322 - Motor vehicle accident with injuries	11	4:38
324 - Motor vehicle accident with no injuries.	1	4:59
554 - Assist invalid	2	1:00
571 - Cover assignment, standby, moveup	1	3:00
600 - Good intent call, other	1	0:00
730 - System malfunction, other	1	21:00
Apparatus : 802		
111 - Building fire	5	39:35
220 - Overpressure rupture from air or gas, other	1	0:00
300 - Rescue, EMS incident, other	12	16:00
311 - Medical assist, assist EMS crew	3	7:40
320 - Emergency medical service, other	81	13:15
321 - EMS call, excluding vehicle accident with injury	98	6:36
322 - Motor vehicle accident with injuries	9	6:58
324 - Motor vehicle accident with no injuries.	3	3:40
420 - Toxic condition, other	1	1:00
421 - Chemical hazard (no spill or leak)	1	5:00
424 - Carbon monoxide incident	1	1:00
500 - Service Call, other	1	0:00
554 - Assist invalid	1	0:00
741 - Sprinkler activation, no fire - unintentional	1	7:00
Apparatus : 804		
111 - Building fire	15	2:13
113 - Cooking fire, confined to container	2	3:00
118 - Trash or rubbish fire, contained	3	1:10
130 - Mobile property (vehicle) fire, other	2	4:00
131 - Passenger vehicle fire	2	2:43
132 - Road freight or transport vehicle fire	1	52:00
137 - Camper or recreational vehicle (RV) fire	1	3:00
138 - Off-road vehicle or heavy equipment fire	1	1:18
142 - Brush or brush-and-grass mixture fire	2	1:00
150 - Outside rubbish fire, other	1	3:00
151 - Outside rubbish, trash or waste fire	1	3:00

Report calculates the average time difference between DISPATCH and ENROUTE times on Basic Info 4. Only REVIEWED incidents where ENROUTE time is provided are included.

160 - Special outside fire, other	1	2:00
170 - Cultivated vegetation, crop fire, other	1	6:00
200 - Overpressure rupture, explosion, overheat other	1	3:00
300 - Rescue, EMS incident, other	14	1:21
311 - Medical assist, assist EMS crew	1	7:00
320 - Emergency medical service, other	19	5:15
321 - EMS call, excluding vehicle accident with injury	869	1:11
322 - Motor vehicle accident with injuries	44	1:21
323 - Motor vehicle/pedestrian accident (MV Ped)	3	1:00
324 - Motor vehicle accident with no injuries.	10	1:24
400 - Hazardous condition, other	2	1:00
411 - Gasoline or other flammable liquid spill	2	13:30
412 - Gas leak (natural gas or LPG)	5	3:00
420 - Toxic condition, other	1	6:00
421 - Chemical hazard (no spill or leak)	1	0:00
424 - Carbon monoxide incident	2	6:00
440 - Electrical wiring/equipment problem, other	2	2:00
444 - Power line down	1	2:00
445 - Arcing, shorted electrical equipment	1	0:00
500 - Service Call, other	3	0:00
512 - Ring or jewelry removal	1	2:00
522 - Water or steam leak	1	0:00
531 - Smoke or odor removal	3	3:40
551 - Assist police or other governmental agency	3	0:40
553 - Public service	2	3:00
554 - Assist invalid	6	1:10
600 - Good intent call, other	4	1:30
611 - Dispatched & cancelled en route	1	1:00
622 - No incident found on arrival at dispatch address	3	1:54
651 - Smoke scare, odor of smoke	2	4:00
671 - HazMat release investigation w/no HazMat	2	2:00
700 - False alarm or false call, other	12	1:46
710 - Malicious, mischievous false call, other	1	2:00
730 - System malfunction, other	1	1:00
733 - Smoke detector activation due to malfunction	6	3:06
740 - Unintentional transmission of alarm, other	1	5:00
741 - Sprinkler activation, no fire - unintentional	2	3:16
743 - Smoke detector activation, no fire - unintentional	1	5:00
744 - Detector activation, no fire - unintentional	1	3:00
745 - Alarm system activation, no fire - unintentional	2	9:30
900 - Special type of incident, other	1	2:00
911 - Citizen complaint	1	0:00
Apparatus : 805		
111 - Building fire	14	10:26
132 - Road freight or transport vehicle fire	1	42:00
137 - Camper or recreational vehicle (RV) fire	1	7:00
160 - Special outside fire, other	1	0:00
322 - Motor vehicle accident with injuries	2	6:30
324 - Motor vehicle accident with no injuries.	1	4:00
400 - Hazardous condition, other	1	0:00
553 - Public service	1	4:00
Apparatus : 806		
111 - Building fire	3	7:20
132 - Road freight or transport vehicle fire	1	8:00
143 - Grass fire	1	2:00
150 - Outside rubbish fire, other	2	1:30
151 - Outside rubbish, trash or waste fire	1	5:00
160 - Special outside fire, other	2	0:00

Report calculates the average time difference between DISPATCH and ENROUTE times on Basic Info 4. Only REVIEWED incidents where ENROUTE time is provided are included.

170 - Cultivated vegetation, crop fire, other	1	2:00
300 - Rescue, EMS incident, other	2	1:00
321 - EMS call, excluding vehicle accident with injury	36	1:23
411 - Gasoline or other flammable liquid spill	1	20:00
412 - Gas leak (natural gas or LPG)	1	6:00
500 - Service Call, other	1	0:00
551 - Assist police or other governmental agency	1	0:00
631 - Authorized controlled burning	1	1:00
700 - False alarm or false call, other	1	1:00
Apparatus : 807		
111 - Building fire	4	3:23
130 - Mobile property (vehicle) fire, other	1	4:00
138 - Off-road vehicle or heavy equipment fire	1	7:06
170 - Cultivated vegetation, crop fire, other	1	4:00
300 - Rescue, EMS incident, other	4	1:15
320 - Emergency medical service, other	2	1:00
321 - EMS call, excluding vehicle accident with injury	329	1:10
322 - Motor vehicle accident with injuries	2	1:30
323 - Motor vehicle/pedestrian accident (MV Ped)	2	2:00
324 - Motor vehicle accident with no injuries.	4	1:15
412 - Gas leak (natural gas or LPG)	2	28:30
420 - Toxic condition, other	1	1:00
551 - Assist police or other governmental agency	2	0:00
554 - Assist invalid	1	1:00
700 - False alarm or false call, other	1	0:00
Apparatus : 808		
111 - Building fire	7	7:30
118 - Trash or rubbish fire, contained	1	8:00
131 - Passenger vehicle fire	1	6:00
531 - Smoke or odor removal	1	7:00
730 - System malfunction, other	1	9:00
733 - Smoke detector activation due to malfunction	3	8:20
Apparatus : 809		
111 - Building fire	11	7:19
130 - Mobile property (vehicle) fire, other	1	5:00
131 - Passenger vehicle fire	1	10:20
132 - Road freight or transport vehicle fire	2	6:00
138 - Off-road vehicle or heavy equipment fire	1	11:06
150 - Outside rubbish fire, other	1	6:00
170 - Cultivated vegetation, crop fire, other	1	4:00
700 - False alarm or false call, other	1	0:00
733 - Smoke detector activation due to malfunction	1	4:00
Apparatus : 810		
111 - Building fire	5	0:48
118 - Trash or rubbish fire, contained	1	1:00
130 - Mobile property (vehicle) fire, other	1	1:00
131 - Passenger vehicle fire	1	0:36
132 - Road freight or transport vehicle fire	1	42:00
160 - Special outside fire, other	1	0:00
321 - EMS call, excluding vehicle accident with injury	5	0:36
322 - Motor vehicle accident with injuries	13	0:59
324 - Motor vehicle accident with no injuries.	4	2:00
412 - Gas leak (natural gas or LPG)	1	0:00
421 - Chemical hazard (no spill or leak)	1	1:00
440 - Electrical wiring/equipment problem, other	1	0:00
700 - False alarm or false call, other	1	0:00
710 - Malicious, mischievous false call, other	1	2:00
730 - System malfunction, other	1	1:00

Report calculates the average time difference between DISPATCH and ENROUTE times on Basic Info 4. Only REVIEWED incidents where ENROUTE time is provided are included.

733 - Smoke detector activation due to malfunction	1	0:00
741 - Sprinkler activation, no fire - unintentional	1	0:00
Apparatus : 811		
111 - Building fire	17	2:22
113 - Cooking fire, confined to container	2	3:00
118 - Trash or rubbish fire, contained	3	1:10
130 - Mobile property (vehicle) fire, other	2	4:00
131 - Passenger vehicle fire	2	2:43
132 - Road freight or transport vehicle fire	2	3:30
137 - Camper or recreational vehicle (RV) fire	1	2:00
138 - Off-road vehicle or heavy equipment fire	1	1:18
142 - Brush or brush-and-grass mixture fire	2	1:00
143 - Grass fire	1	2:00
151 - Outside rubbish, trash or waste fire	1	3:00
160 - Special outside fire, other	3	5:29
200 - Overpressure rupture, explosion, overheat other	1	3:00
220 - Overpressure rupture from air or gas, other	1	2:00
321 - EMS call, excluding vehicle accident with injury	8	2:15
322 - Motor vehicle accident with injuries	33	3:30
323 - Motor vehicle/pedestrian accident (MV Ped)	1	1:00
324 - Motor vehicle accident with no injuries.	5	4:00
400 - Hazardous condition, other	1	0:00
411 - Gasoline or other flammable liquid spill	2	7:00
412 - Gas leak (natural gas or LPG)	7	2:25
420 - Toxic condition, other	1	6:00
421 - Chemical hazard (no spill or leak)	1	2:00
424 - Carbon monoxide incident	1	4:00
440 - Electrical wiring/equipment problem, other	2	4:00
444 - Power line down	1	2:00
445 - Arcing, shorted electrical equipment	1	0:00
463 - Vehicle accident, general cleanup	1	3:00
500 - Service Call, other	1	0:00
531 - Smoke or odor removal	3	3:00
600 - Good intent call, other	1	1:00
622 - No incident found on arrival at dispatch address	1	2:00
651 - Smoke scare, odor of smoke	2	3:00
671 - HazMat release investigation w/no HazMat	1	3:00
700 - False alarm or false call, other	5	2:48
710 - Malicious, mischievous false call, other	1	2:00
730 - System malfunction, other	1	2:00
733 - Smoke detector activation due to malfunction	6	2:58
740 - Unintentional transmission of alarm, other	1	5:00
741 - Sprinkler activation, no fire - unintentional	2	2:45
743 - Smoke detector activation, no fire - unintentional	1	5:00
744 - Detector activation, no fire - unintentional	1	3:00
745 - Alarm system activation, no fire - unintentional	2	2:30
900 - Special type of incident, other	1	2:00
911 - Citizen complaint	1	0:00
Apparatus : 813		
324 - Motor vehicle accident with no injuries.	1	19:00
421 - Chemical hazard (no spill or leak)	1	0:00
Apparatus : SafeT		
321 - EMS call, excluding vehicle accident with injury	1	0:00

Report calculates the average time difference between DISPATCH and ENROUTE times on Basic Info 4. Only REVIEWED incidents where ENROUTE time is provided are included.

All Napoleon Fire & Rescue full time firefighters are required to be certified fire safety inspectors.

This certification is an additional class and requires additional continuing education. Certified Fire Safety Inspectors are required to have 30 hours of continued education every 3 years.

There were 107 inspections performed by the department in 2016.

Napoleon Fire Department

Napoleon, OH

This report was generated on 1/16/2017 2:32:43 PM



Occupancies Inspected for Date Range

Start Date: 01/01/2016 | End Date: 12/31/2016

OCCUPANCY	ID	ADDRESS	ZONE	LAST INSPECTION
Admin Only Drug Accountability/Checkout Sheets		Riverview		04/28/2016
Airpacks		265 Riverview		12/10/2016
American Legion Post 300	0000000188	500 Glenwood AVE	Zone 1	09/15/2016
Automatic Feed Company	A99	476 E Riverview AVE	Zone 3	08/18/2016
Azul Tequila	A118	601 E Riverview AVE	Zone 3	08/11/2016
Brush 806	Brush 806	Station		12/30/2016
Chief 810	Chief 810	Station		12/27/2016
Community Health Service	A213	407 Independence DR #A	Zone 3	04/26/2016
Comprehensive Crisis Center	A177	600 FREEDOM DR	Zone 3	12/08/2016
Dr. Terry Holman	A259	620 Monroe ST	Zone 1	06/16/2016
Dry Creek LLC	A62	118 E Clinton ST	Zone 1	11/02/2016
Eddie J's Grille	0000000451	619 N Perry ST		12/29/2016
Elks Benevolent & Protective Order	0000000206	126 E Clinton ST	Zone 1	09/28/2016
Engine 805	Engine 805	Station		12/27/2016
Engine 811	Engine 811	Station		12/31/2016
Epic Vapes	685	1255 Scott ST #370	Zone 2	03/16/2016
Filling Home	684	15 Duquesne DR		09/21/2016
Filling Home Group Home	461	460 Oxford ST	Zone 1	09/21/2016
Filling Home Group Home	462	890 Harmony LN	Zone 2	09/21/2016
Fraternal Order of Eagles	A271	539 N Perry ST	Zone 1	07/25/2016
Fuel King	A238	1270 Independence DR #STE 100	Zone 3	05/13/2016
Fulfilling Housing II	678	1103 Clairmont AVE		09/21/2016
Gas Meter Bump Test		265 E Riverview		12/02/2016
Group Home - Woodlawn Av	GROU000001	868 Woodlawn AVE	Zone 1	06/16/2016
Group Home- Kolbe St.	674	229 Kolbe ST	Zone 1	06/16/2016
Group Home- W. Main	673	218 W Main ST	Zone 1	06/16/2016
Hawks Pizza & Drive-Thru	0000000209	402 E Washington ST		04/20/2016
Henry County CASA	460	810 N Perry ST	Zone 1	04/21/2016
Henry County Courthouse	0000000223	660 N Perry ST		04/29/2016
Henry County Hahn Center/Human Services	0000000287	104 E Washington ST		04/29/2016
Henry County Senior Center	A65	130 E Clinton ST	Zone 1	06/16/2016
Herms Meats	A379	734 S Perry ST	Zone 1	12/12/2016
HILVERS JEWELRY	A299	721 N PERRY ST	Zone 1	05/20/2016
Hong Kong Buffett	464	1825 N Scott ST	Zone 2	05/18/2016
HOPE SERVICES	A76	135 E MAUMEE AVE	Zone 1	05/20/2016
HORSE POWER SALES	A513	2611 SCOTT ST	Zone 2	04/27/2016

Included occupancies are those that have a LOCKED inspection on record for the date range provided.

OCCUPANCY	ID	ADDRESS	ZONE	LAST INSPECTION
Hover 801	Hover 801	Station		07/17/2016
Howard's Friendly Service	A313	808 N PERRY ST	Zone 1	06/28/2016
Ice Creations	A145	221 E WASHINGTON ST	Zone 1	06/27/2016
IVY LEAGUE FLORIST DESIGN LLC	A583	125 W WASHINGTON ST	Zone 1	06/01/2016
J & B FEED COMPANY	A370	129 REISER ST	Zone 1	05/06/2016
Jacksons Deluxe Cleaners LTD	A200	522 Hobson ST	Zone 1	06/30/2016
Jehovah's Witnesses	A510	2400 Scott ST	Zone 2	05/24/2016
Jenna		1460 thershan DR		09/02/2016
JH ALIGNMENT	A266	495 N PERRY ST	Zone 1	06/27/2016
Justen and Dustin Vocke		14470 Co Rd 424	West	12/13/2016
KAUFFMAN, STEVEN H.	A197	1600 GLENWOOD AVE	Zone 2	04/27/2016
KAY'S NAILS	A306	733 N PERRY ST #STE 130	Zone 1	05/23/2016
KFC	0000000064	1406 N Scott ST	Zone 2	04/12/2016
Kinder Kampus Day Care	0000000158	1232 N Scott ST	Zone 2	09/12/2016
KURTZ ACE HARDWARE	A304	726 N PERRY ST	Zone 1	07/15/2016
Ladder 808	Ladder 808	Station		12/29/2016
LANKENAU AND WESCHE	A550	105 W MAIN ST	Zone 1	06/08/2016
LASSUS BROTHERS OIL, INC	A401	1201 SCOTT ST	Zone 2	04/27/2016
LAUF, JEFFREY S O.D.	A386	606 SCOTT ST	Zone 1	07/15/2016
MANAHAN, THOMAS	A282	614 N PERRY ST	Zone 1	06/10/2016
Marcos Pizza	A427	1402 Scott ST	Zone 2	06/08/2016
Marrie Case Foster Home		210 Meekison		01/14/2016
MASONIC LODGE	A601	1002 WELSTED ST	Zone 1	07/22/2016
Maumee Valley Guidance Center	0000000241	407 Independence DR #B	Zone 3	04/26/2016
MAUMEE VALLEY RESTORATION	A270	525 N PERRY ST #APT A	Zone 1	07/15/2016
McDonald's of Napoleon	A481	1805 Scott ST	Zone 2	08/10/2016
Med Box 1		265 Riverview		12/01/2016
Med Box 2		265 Riverview		12/01/2016
Med Box 4		265 Riverview		12/01/2016
Med Cabinet		265 Riverview		11/01/2016
Medic 801	Medic 801	Station		12/31/2016
Medic 802	Medic 802	Station		12/31/2016
Medic 804	Medic 804	Medic 80 Station		12/31/2016
MEISTER, BRAD	A573	115 W WASHINGTON ST	Zone 1	07/15/2016
MEL LANZER COMPANY	A501	2266 SCOTT ST	Zone 2	05/11/2016
Meyer Badenhop Insurance Inc.	A618	1333 Woodlawn AVE	Zone 2	05/11/2016
Miami Valley Pizza Hut	A491	2240 Scott ST	Zone 2	05/11/2016
Michaels Hair Designers	0000000348	1401 Oakwood AVE		04/13/2016
Midwest Community FCU	A459	1429 Scott ST	Zone 2	05/11/2016
Mills Apartments - Office	0000000133	481 Independence DR	Zone 3	04/13/2016
Monthly Tornado Siren Check	Sirens	1		10/07/2016
Moose Lodge	0000000194	1381 Oakwood AVE	Zone 3	07/25/2016
MURPHY OIL CORPORATION #6753	A490	1875 SCOTT ST	Zone 2	06/08/2016

Included occupancies are those that have a LOCKED inspection on record for the date range provided.

OCCUPANCY	ID	ADDRESS	ZONE	LAST INSPECTION
NAPOLEON AUTO SERVICE CENTER	A503	2276 SCOTT ST	Zone 2	06/20/2016
Napoleon City of Administration Bldg	0000000089	255 W Riverview AVE		04/28/2016
Napoleon Clinic	A458	1426 N Scott ST	Zone 2	06/20/2016
Napoleon Dental Association	A28	610 Broadmoor AVE	Zone 2	06/20/2016
Napoleon Family Vision LIMBIRD, DR ROBERT	A212	400 INDEPENDENCE DR	Zone 3	04/13/2016
NAPOLEON PHYSICAL THERAPY & SP	A615	1322 WOODLAWN AVE	Zone 2	08/10/2016
Napoleon Veterinarian Clinic INC	A1	645 American RD	Zone 3	04/13/2016
Napoleon/Henry County License Bureau	0000000152	211 W Front ST		05/20/2016
Nichole Fruche		332 Carey ST		08/17/2016
NORTHCREST NURSING HOME	A329	240 NORTHCREST DR	Zone 3	05/16/2016
Northwest Ohio Gymnastics Academy	A189	711 Glenwood AVE	Zone 2	08/10/2016
Northwest Signal Newspaper	0000000084	595 E Riverview AVE	Zone 3	05/19/2016
Oakwood Village	A343	1800 OAKWOOD AVE	Zone 3	05/31/2016
Pampered Pets Bed & Biscuits	A2	655 AMERICAN RD	Zone 3	05/16/2016
PARSELL DDS, ROD	A529	655 TRAIL DR	Zone 2	07/29/2016
Penrod and George Company	A214	421 INDEPENDENCE DR	Zone 3	06/27/2016
Petro:2 Shopping Center	AMER000001	900 American RD	Zone 3	06/27/2016
Pilot Travel Centers, MS #6	A5	905 American RD	Zone 3	05/25/2016
Pioneer Quick Lube	A399	1108 Scott ST	Zone 2	07/29/2016
Precious Moments Nursery School	0000000221	303 W Washington ST #Basement		05/23/2016
RIVER CITY RECREATION	A210	380 INDEPENDENCE DR	Zone 3	06/27/2016
SAUL INSURANCE AGENCY	A463	1442 SCOTT ST	Zone 2	06/20/2016
SL MEYER PROPERTIES LLC	A171	417 FREEDOM DR	Zone 3	06/30/2016
Soaring Arts Studio	0000000214	119 W Washington ST	Zone 1	09/21/2016
Society For The Handicapped Inc	0000000228	470 Independence DR		09/21/2016
Spenglers	0000000055	713 N Perry ST	Zone 1	07/01/2016
Station Fire Extinguishers	Fire Extinguishers	265 W Riverview AVE		10/21/2016
Station Generator	Generator	Station		08/07/2016
Subway	A376	402 S PERRY ST	Zone 1	06/30/2016
Suzie Q's Tackle and Canoe Shop	A102	523 E RIVERVIEW AVE	Zone 3	06/30/2016
Tanker 809	Tanker 809	Station		12/30/2016
The Armory Arts and Events Center	0000000319	127 E Clinton ST	Zone 1	11/21/2016
TMC	0000000087	910 Third ST	Zone 1	05/10/2016
Utility 807	Utility 807	Station		12/22/2016
VFW Post 8218	A326	1008 N Perry ST	Zone 3	07/18/2016
WARD, DAVID B.	A6	985 AMERICAN RD	Zone 3	06/30/2016
Welles Bowen Realtors	A54	1006 Dodd ST	Zone 3	07/18/2016

Included occupancies are those that have a LOCKED inspection on record for the date range provided.

OCCUPANCY	ID	ADDRESS	ZONE	LAST INSPECTION
Wesche and Harmon, Ltd. Attorneys at law	A279	612 N PErry ST	Zone 1	04/20/2016

of Occupancies Inspected: 117

% Occupancies Inspected: 13.51

Included occupancies are those that have a LOCKED inspection on record for the date range provided.

Napoleon Fire Department

Napoleon, OH

This report was generated on 1/16/2017 2:33:35 PM



StartDate: 01/01/2016 | EndDate: 12/31/2016

OCCUPANCY	COUNT
INSPECTION TYPE: Annual	
Assembly	16
Auto Sales and Maintenance	2
Business Office	34
Day Care	3
Elementary School	1
Factory	1
Institutional	5
Low Hazard Storage	1
Medical/Dental Office	3
Mercantile	9
Miscellaneous	4
Residential/Hotel/Motel	8
Resturant less than 50 occupancy (B)	1
INSPECTION TYPE: Construction Rough	
Miscellaneous	1
INSPECTION TYPE: Daily Check	
Miscellaneous	1246
INSPECTION TYPE: Fire Protection System Inspection	
Institutional	1
INSPECTION TYPE: Monthly Check	
Miscellaneous	59
INSPECTION TYPE: Reinspection	
Assembly	8
Business Office	4
Medical/Dental Office	1
Mercantile	2
Miscellaneous	1
Resturant less than 50 occupancy (B)	1

Locked inspections only.

There were 2150 classes members attended throughout the year. Most training is conducted in house by our own fire and EMS instructors, but there was some outside classes attended by members. Classes from the Ohio Fire Academy, Bowling Green State University, and the Ohio Fire Chiefs Association were some of the classes attended. Classes ranged from basic firefighting to Fire Officer and from EMT to paramedic.

Firefighters, EMTs, and Paramedics require an extensive amount of training every year. Firefighters are required to have 56 hours of continuing education every 3 years. EMT's are required to have 40 hours of continuing education every 3 years and paramedics are required to have 86 hours every 3 years. 75% of the Napoleon Fire & Rescue department is cross trained requiring them to meet the requirements for firefighter as well as their respected EMS certification.

Napoleon Fire Department

Napoleon, OH

This report was generated on 1/16/2017 2:34:38 PM



Count of Classes by Class Category

Passed/Failed: Both Passed and Failed | Start Date: 01/01/2016 | End Date: 12/31/2016

Administration Training		
	Class Count	Total Class Hours
	39	64:30
CPR		
	Class Count	Total Class Hours
	22	37:30
Fire Training		
	Class Count	Total Class Hours
	1227	3833:10
Inspectors Class		
	Class Count	Total Class Hours
	12	97:00
Instructor		
	Class Count	Total Class Hours
	2	4:00
Medical Training		
	Class Count	Total Class Hours
	458	1070:25
Officer Development		
	Class Count	Total Class Hours
	61	125:45
Physical Fitness		
	Class Count	Total Class Hours
	93	120:45
Special Teams		
	Class Count	Total Class Hours
	236	607:00
	Grand Total Class Count	Grand Total Class Hours
	2150	5960:05

This report lists a count of Classes completed for each person who attended, for each Class Category. Total Class Hours is Total Man Hours for each Category.

Napoleon Fire & Rescue participated in 24 public education events in 2016. Some of the events included CPR education, fire extinguisher education, station tours, and kids' fest. Napoleon Fire & Rescue personnel find it very rewarding to participate in public education events.

Napoleon Fire Department

Napoleon, OH

This report was generated on 1/16/2017 2:40:08 PM



Events for Event Type for Event Category for Date Range

EventCategory:C-Prevention/Education | EventType:Prevention-Public Education

DATE	EVENT NAME	CATEGORY	LOCATION	HOURS
02/20/2016	CPR	C-Prevention/Education	McClure Fire Department	4
	Betty Ward			
03/12/2016	CPR Heartsaver Refresher	C-Prevention/Education	NFD	4
	Betty Ward			
04/11/2016	Station Tour	C-Prevention/Education	NFD	1
	David Bowen, Sarah Dempsey, Joel Frey, Nick Lishewski			
04/12/2016	St. Paul's Head Start	C-Prevention/Education	Head Start	1
	Anthony Caligiuri, Cuyler Kepling			
04/15/2016	Pre Church St Jude Event	C-Prevention/Education	Pres Church	3
	Timothy Cereghin, Cuyler Kepling			
04/20/2016	CPR	C-Prevention/Education	NFD	4.5
	Betty Ward			
04/24/2016	Safety Trailer to Sait Paul Luthern	C-Prevention/Education	Saint Paul Luthern Church Napoleon Twp	3
	Timothy Cereghin			
05/15/2016	Community Day	C-Prevention/Education	Webster St.	3
	Colton Bly, Anthony Caligiuri, Peter Celani, Joel Frey, Matthew Hendrix, Cuyler Kepling, Zachary Lyne, Sean Walker, Betty Ward, Stephanie Weirauch, Jamison Wyse			
06/08/2016	Safety City	C-Prevention/Education	Station 800	2
	Scott Bockelman, Anthony Caligiuri, Benjamin Jones, Wendy Kidd, John Manley, Tyler Reiser, Brady Schaffner			
10/06/2016	Station Tour x 3	C-Prevention/Education	For 61 kids	1
10/08/2016	Smoke Detector Canvas	C-Prevention/Education		4
	Brandi Benavides, Sarah Dempsey, Joel Frey, Clayton O'Brien, Tyler Reiser, Betty Ward			
10/10/2016	Holgate Fire to pick up Safety Trailer	C-Prevention/Education	Will be returned on 10/12/2016	48

List of events in chronological order for given Category and Type. Displays participants, location, and duration.

DATE	EVENT NAME	CATEGORY	LOCATION	HOURS
10/12/2016	Firefighter Phil @ Napoleon Elementary	C-Prevention/Education	Napoleon Elementary	1
10/12/2016	Firefighter Phil @ Saint Augustine	C-Prevention/Education	Saint Augustine	1
10/13/2016	Firefighter Phil	C-Prevention/Education	St. John's School/Napoleon Elementary	2
	Betty Ward			
10/13/2016	Station Tour	C-Prevention/Education	For 20 kids.	1
10/14/2016	Fire Truck and Gear Demonstrating	C-Prevention/Education	Saint Paul Lutheran School	1
10/18/2016	Station Tour x 3	C-Prevention/Education	For 61 Kids	1
12/13/2016	CPR	C-Prevention/Education	NHS	3
	Betty Ward			
12/14/2016	CPR	C-Prevention/Education	NHS	3
	Betty Ward			
12/15/2016	CPR	C-Prevention/Education	NHS	3
	Betty Ward			
12/16/2016	CPR	C-Prevention/Education	NHS	3
	Betty Ward			
12/17/2016	CPR	C-Prevention/Education	Clean Up and restock	2
	Betty Ward			

List of events in chronological order for given Category and Type. Displays participants, location, and duration.

2016 Goals Accomplished

In 2016 the Napoleon Fire and Rescue department focused on training, and future planning.

Training remained the focus during 2016. There were many new hires in 2016, therefore requiring a lot more training for personnel to become familiar with our policies and procedures. The Department held its first new hire training academy when three new hires started.

Future planning included the planning for apparatus changes for 2017. Apparatus upgrades include a command vehicle and utility/brush truck.

The non-emergency transport service was approved and will continue. This service is an assist for the community as well as the department. The department experience many more overlapping calls and was able to provide a quick response because of the extra personnel provided by this service. The department transported 283 patients with this service.

2017 Goals and Objectives

The completion of fire training facility and apparatus replacement will be a priority in 2017.

Napoleon Fire and Rescue will continue to analyze its efficiency within its operations. Napoleon Fire and Rescue is always looking to be more efficient and exposing areas of needed improvement within its operations. Some key points of focus will include utilization of staff, apparatus conditions and replacement, and maximizing our community involvement.

Napoleon Fire & Rescue is committed to giving the citizens of Napoleon what they deserve. Napoleon Fire & Rescue will start with a more identified chain of command. In 2017 Napoleon Fire & Rescue will be civil service testing for the position of full time Captain and testing for part time Lieutenants. Having a clear identified chain of command with permanent officers Napoleon Fire & Rescue can better meet its mission.